



PEPS Procurement Planning

2022 PEPS Conference

Martha F. Juch, P.E., CFM

Clara Carbajal-Sanchez, P.E.

Lea Jacobson, P.E.

December 1, 2022



1

- PEPS Procurement Planning Process

2

- Current FY2023 and FY2024 Plans

3

- Case Study: San Antonio District

PEPS Procurement Planning Process

Martha F. Juch, P.E., CFM



Annual plan of procurement events for anticipated PEPS contracts

Procurement events are defined by the discipline of work

Events are procured in pre-planned waves during the fiscal year

Planning Timeline



FY (Current) Wave Plan												FY (Next)		
Q1			Q2			Q3			Q4			Q1		
SEP	OCT	NOV	DEC	JAN	FEB	MAR	APR	MAY	JUN	JUL	AUG	SEP	OCT	NOV
Wave 1			Wave 2			Wave 3			Wave 4					



Spring/Summer

PEPS sends needs request to D/D
D/D submits signed spreadsheet
PEPS develops draft plan

Summer/Fall

PEPS works with D/D to refine plan
PEPS develops waves and prepares final plan

Fall/Winter

PEPS posts the plan as “Projected contracts list”

Current FY2023 and FY2024 Plans

Martha F. Juch, P.E., CFM

FY 2024 Procurement Plan – District/Division Needs Request



Professional Services Contracts Planning Request

District or Division: _____ PEPS Service Center: _____

DE or DD Name: _____ SCM Name: _____

DE or DD Signature: _____ SCM Signature: _____

Date: _____ Date: _____

District or Division	Discipline	Description (Location, project limits, type of work)	Date Contract Needs Executed	Place of need (County, District,)	PM or District/Division Contact	SD or ID	Funding Type (State or Federal)	CSJ (for SDs)	Target amount (total \$)	Number of contracts	Comments (related projects, letting dates, other factors)

PEPS Procurement Planning Considerations

1

- Number of project needs

2

- Similarity of multiple projects (disciplines)

3

- Project size, value, duration, & complexity

4

- Funding source

5

- Magnitude of work type needed

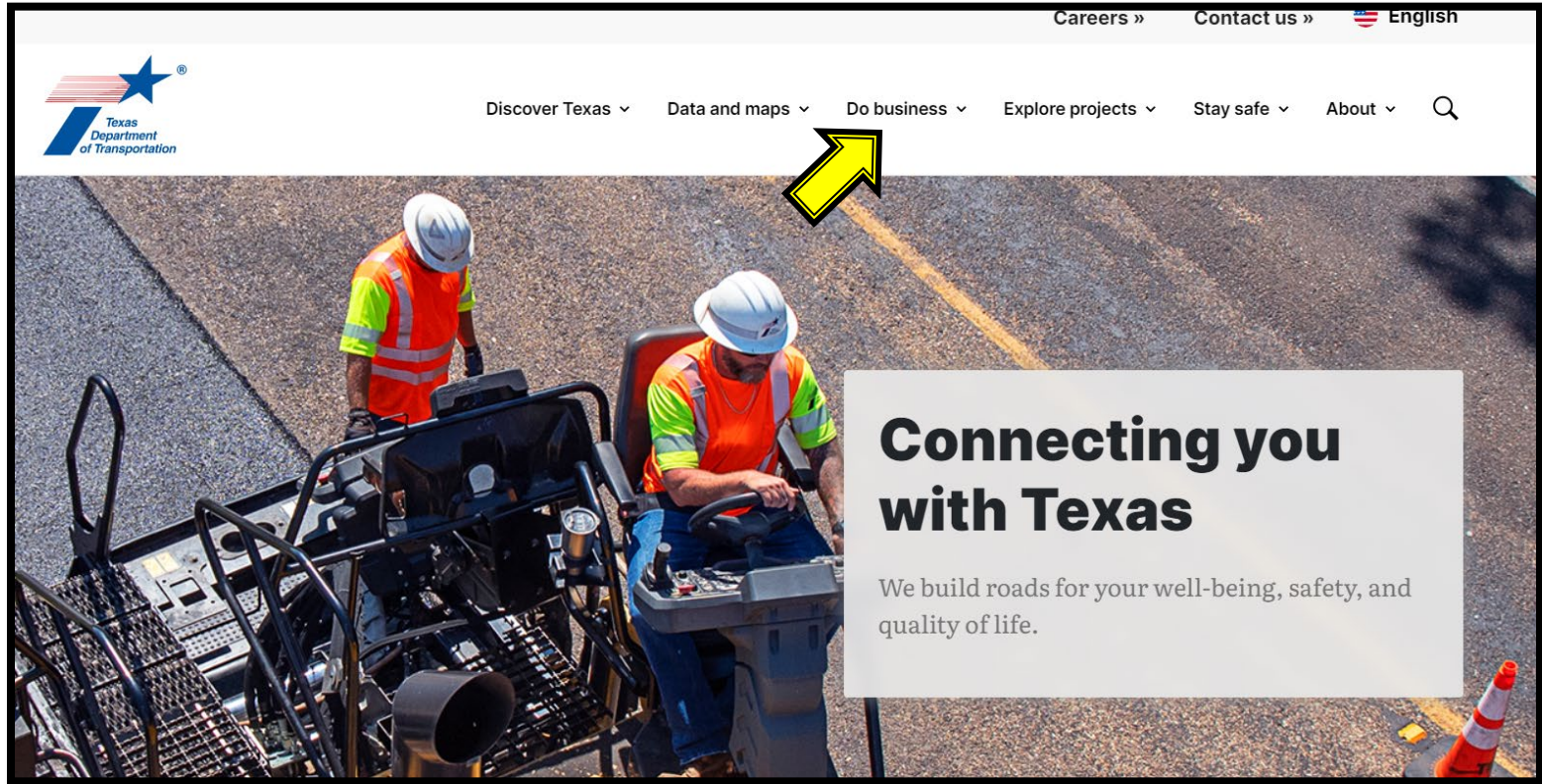
6

- Department goals & objectives

7

- Good contracting practices

Navigating to the Projected Contracts List





Do business

Learn how to get started and find your next business opportunity.

Do business



[Project development resources](#)

[Plans online](#)

[Road, bridge, and maintenance contractors](#)

[Engineering, architectural, and surveying consultants](#)

[Disadvantaged and Small Business Enterprise Programs](#)

[Right of Way](#)

[Suppliers and vendors](#)

[Grants and funding](#)

[Aviation resources and opportunities](#)

[Scientific services contracts - request for proposal](#)

[Surplus and salvage of state property](#)

[Fleet Account and TxTag Retail Sales](#)



Working with PEPS

[Qualifications-based selection »](#)



Become precertified

[Eligibility & application preparation and submittal »](#)



Become administratively qualified

[Non-federal & federal process and submittal process »](#)



Additional requirements for contracting with PEPS

[HUB or DBE subcontracting goals and](#)



Business opportunities

[Projected contracts, consultants selected, & contact advertisements »](#)



Training and events

[PEPS conferences and fireside chats »](#)



[Discover Texas](#) ▾

[Data and maps](#) ▾

[Do business](#) ▾

[Explore projects](#) ▾

[Stay safe](#) ▾

[About](#) ▾



[Home](#) / [Business](#) / [Engineering, architectural, and surveying consultants](#)

Business opportunities

Projected contracts solicitations



-  [2023 Fiscal year](#)
-  [2024 Fiscal year](#)



Projected Contracts List

Projected Contracts List FY2023

NOTE: To ensure that you are viewing the most current list, please clear your cache, delete your browsing history, and/or refresh your screen.

Below is a list of anticipated contracts for architectural, engineering and surveying professional services.

A project's presence on this list is not an indication that a project contract is authorized for advertisement. The information is subject to change.

10/12/2022

Estimated Date of Advertisement	Discipline of Procurement	District or Division Managing Contract	Procuring PEPS Service Center	Procurement Contact	Procurement Engineer (Do Not Contact)	Selection Process	Description of Procurement (Location, project limits, type of work, unique services, etc.)	Project Location (County, District, Statewide)	Contract Type Specific Deliverable (SD) Indefinite Deliverable (ID)	Anticipated Funding Type (State or Federal)	Number of Contracts	Estimated Maximum Contract Value	Pre-Solicitation Meeting
September 2022 Wave 1	Bridge Inspection	Bridge Division (BRG)	Divisions	Kori Rodriguez	LaDonna Waters	Non Federal without Interview (DBE)	Bridge Division: Underwater Bridge Inspection statewide	Statewide	ID	Federal	2	\$3,000,000	Thursday, September 15, 2022 3:00 pm to 4:00 pm Virtual WebEx
September 2022 Wave 1	Construction, Engineering, Inspection (CEI)	Fort Worth District	Fort Worth	Jessica Andrews	Jessica Landry	Federal with Interview (DBE)	CEI services for the Fort Worth District: IH 20 from FM 1187/3325 to Markum Ranch Road; IH 30 from IH 20/30 split to Tarrant/Parker County Line and IH 30 from Linkcrest Dr. to IH 820.	Fort Worth District	SD	Federal	1	TBD	Thursday, August 25, 2022 2:30 p.m. - 4:30 p.m. TxDOT Fort Worth District HQ Regional Training Center 2501 SW Loop 820 Fort Worth TX 76133
September 2022 Wave 1	Construction, Engineering, Inspection (CEI)	Houston District	Houston	Kimlinh Nguyen	John Mosaffa	Federal with Interview (DBE)	CEI services for the Houston District: SH 35 from Griggs to I-45, CSJ: 0178-09-018.	Houston District	SD	Federal	1	TBD	
September 2022 Wave 1	Construction, Engineering, Inspection (CEI)	Houston District	Houston	Kimlinh Nguyen	Basem Dia	Federal with Interview (DBE)	CEI services for the Houston District: SH 146 from FM 518 to Dickinson Bayou. CSJ: 0389-06-088	Houston District	SD	Federal	1	TBD	
September 2022 Wave 1	Construction, Engineering, Inspection (CEI)	Laredo District	Urban	Jaime Vela	Allison Kurwitz	Federal with Interview (DBE)	CEI services for the Laredo District: US 59 from 0.93 Miles South of University Blvd to International Blvd	Laredo District	SD	Federal	1	TBD	
September 2022 Wave 1	Construction, Engineering, Inspection (CEI)	Odessa District	Rural	Lynn Danjel	Manny Salas	Federal with Interview (DBE)	CEI services for the Odessa District - IH 20 Widening and adding lanes.	Ector / Midland	SD	Federal	1	TBD	NEW MEETING Tuesday, September 27, 2022 10:00 a.m. - 11:00 a.m. CT Virtual MS Teams
September 2022 Wave 1	Construction, Engineering, Inspection (CEI)	San Antonio District	San Antonio	Clara Carbajal-Sanchez	Najitha Bulathsinhala	Federal with Interview (DBE)	CEI Services for the San Antonio District: IH 10 from FM 464 to SH 123	San Antonio District	SD	Federal	1	TBD	Thursday, September 15, 2022 2:30 pm to 3:30 pm Virtual MS Teams & In-person TxDOT San Antonio District HQ Building 2, Training Room 4615 NW Loop 410 San Antonio, TX 78229


Projected Contracts List (Left Columns)



When..
What..
Who..

Estimated Date of Advertisement	Discipline of Procurement	District or Division Managing Contract	Procuring PEPS Service Center	Procurement Contact	Procurement Engineer (Do Not Contact)
September 2022 Wave 1	Bridge Inspection	Bridge Division (BRG)	Divisions	Kari Rodriguez	LaDonna Waters
September 2022 Wave 1	Construction, Engineering, Inspection (CEI)	Fort Worth District	Fort Worth	Jessica Andrews	Jessica Landry
September 2022 Wave 1	Construction, Engineering, Inspection (CEI)	Houston District	Houston	Kimlinh Nguyen	John Mosaffa
September 2022 Wave 1	Construction, Engineering, Inspection (CEI)	Houston District	Houston	Kimlinh Nguyen	Basem Dia
September 2022 Wave 1	Construction, Engineering, Inspection (CEI)	Laredo District	Urban	Jaime Vela	Allison Kurwitz
September 2022 Wave 1	Construction, Engineering, Inspection (CEI)	Odessa District	Rural	Lynn Daniel	Manny Salas

Projected Contracts List (Middle Columns)



How..
What..
Where..

Selection Process	Description of Procurement (Location, project limits, type of work, unique services, etc.)	Project Location (County, District, Statewide)
Non Federal without Interview (DBE)	Bridge Division: Underwater Bridge Inspection statewide	Statewide
Federal with Interview (DBE)	CEI services for the Fort Worth District: IH 20 from FM 1187/3325 to Markum Ranch Road; IH 30 from IH 20/30 split to Tarrant/Parker County Line and IH 30 from Linkcrest Dr. to IH 820.	Fort Worth District
Federal with Interview (DBE)	CEI services for the Houston District: SH 35 from Griggs to I-45, CSJ: 0178-09-018.	Houston District
Federal with Interview (DBE)	CEI services for the Houston District: SH 146 from FM 518 to Dickinson Bayou. CSJ: 0389-06-088	Houston District
Federal with Interview (DBE)	CEI services for the Laredo District: US 59 from 0.93 Miles South of University Blvd to International Blvd	Laredo District
Federal with Interview (DBE)	CEI services for the Odessa District - IH 20 Widening and adding lanes.	Ector / Midland

Contract Type Specific Deliverable (SD) Indefinite Deliverable (ID)	Anticipated Funding Type (State or Federal)	Number of Contracts	Estimated Maximum Contract Value	Pre-Solicitation Meeting
ID	Federal	2	\$3,000,000	Thursday, September 15, 2022 3:00 pm to 4:00 pm Virtual WebEx
SD	Federal	1	TBD	Thursday, August 25, 2022 2:30 p.m. - 4:30 p.m. TxDOT Fort Worth District HQ Regional Training Center 2501 SW Loop 820 Fort Worth TX 76133
SD	Federal	1	TBD	
SD	Federal	1	TBD	
SD	Federal	1	TBD	
SD	Federal	1	TBD	NEW MEETING Tuesday, September 27, 2022 10:00 a.m. - 11:00 a.m. CT Virtual MS Teams

Projected Contracts List (Right Columns)



What type..
How many..
More info..

FY22 Final Plan (8/12/2022)

93 contracts with an estimated value of \$954,500,000

Indefinite Deliverable	67 contracts (72%)	\$486,900,000 (51%)
Specific Deliverable	26 contracts (28%)	\$467,600,000 (49%)

FY23 Current Plan (11/1/2022)

209 contracts with an estimated value of \$1,404,200,000

Indefinite Deliverable	173 contracts (83%)	\$759,500,000 (54%)
Specific Deliverable	36 contracts (17%)	\$644,700,000 (46%)

FY24 Current Plan (11/1/2022)

210 contracts with an estimated value of \$1,141,500,000

Indefinite Deliverable	191 contracts (91%)	\$931,000,000 (82%)
Specific Deliverable	19 contracts (9%)	\$210,500,000 (18%)





Annual Procurement Plan				
FY	Plan at beginning of Wave 1		Plan at end of Wave 4	
	Contracts	Estimated Value (\$ Million)	Contracts	Estimated Value (\$ Million)
2015	193	\$538	253	\$889
2016	279	\$845	415	\$1,489
2017	330	\$1,480	350	\$1,619
2018	265	\$1,408	335	\$1,923
2019	264	\$1,508	348	\$2,027
2020	261	\$1,672	336	\$2,051
2021	211	\$1,280	140	\$814
2022	150	\$943	93	\$954
2023	183	\$1,024	?	?
2024	210	\$1,141	?	?

Max # of Contracts

Max \$ Value

Case Study: San Antonio District

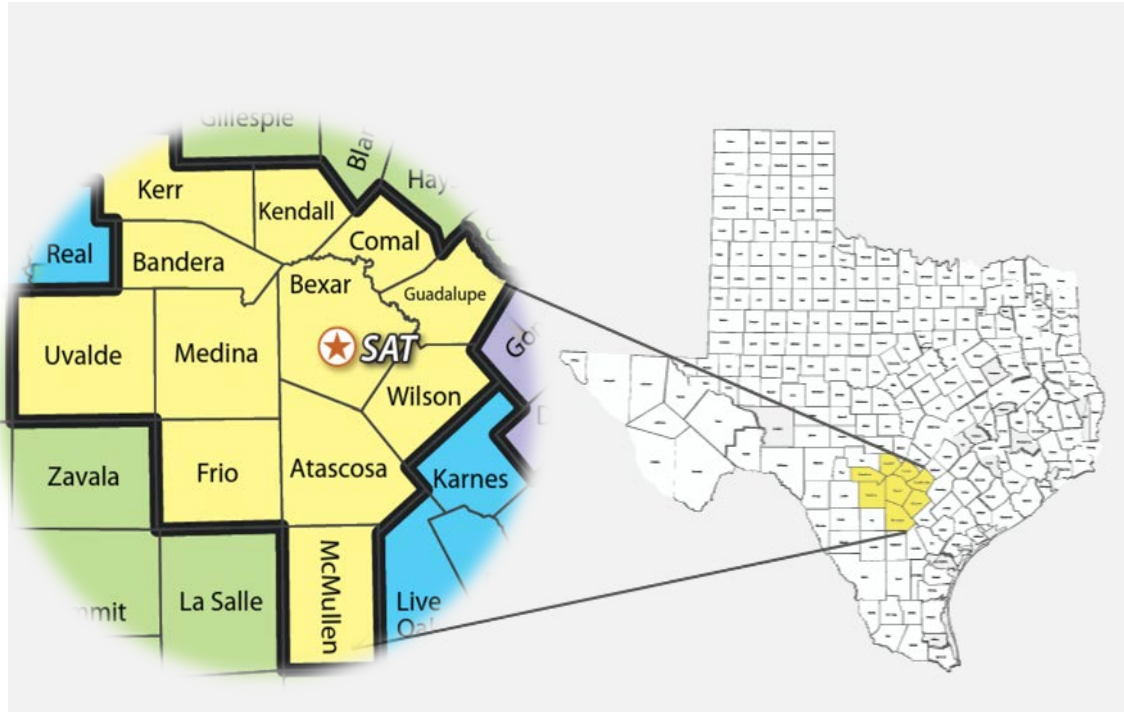
Clara Carbajal-Sanchez, P.E.

Lea Jacobson, P.E.



FAST FACTS :

- 7th most populous city in the US, with a population of 2,665,373M (2021)
- 12 Counties:
Atascosa, Bandera, Bexar
Comal, Frio, Guadalupe,
Kendall, Kerr, McMullen,
Medina, Uvalde, Wilson
- Area (Sq. Miles) 12,241
- Lane Miles 11,097.42



*<https://www.dot.state.tx.us/texasclearlanes/the-challenge.html>

FY 2024 Procurement Plan – District/Division Needs Request



Professional Services Contracts Planning Request

District or Division: _____ PEPS Service Center: _____

DE or DD Name: _____ SCM Name: _____

DE or DD Signature: _____ SCM Signature: _____

Date: _____ Date: _____

District or Division	Discipline	Description (Location, project limits, type of work)	Date Contract Needs Executed	Place of need (County, District,)	PM or District/Division Contact	SD or ID	Funding Type (State or Federal)	CSJ (for SDs)	Target amount (total \$)	Number of contracts	Comments (related projects, letting dates, other factors)



Planning

- Schematic/Environmental
- CEC

Design

- PS&E
- Bridge
- Hydraulics
- Survey
- Utility Engineering

Traffic

- Traffic Engineering

Construction (Lea) → Area offices

- CEI
- CPM
- GEC
- OVTI
- Materials





PEPS goal is to accommodate its customers and partners by right sizing and right timing procurements

The Balancing Act

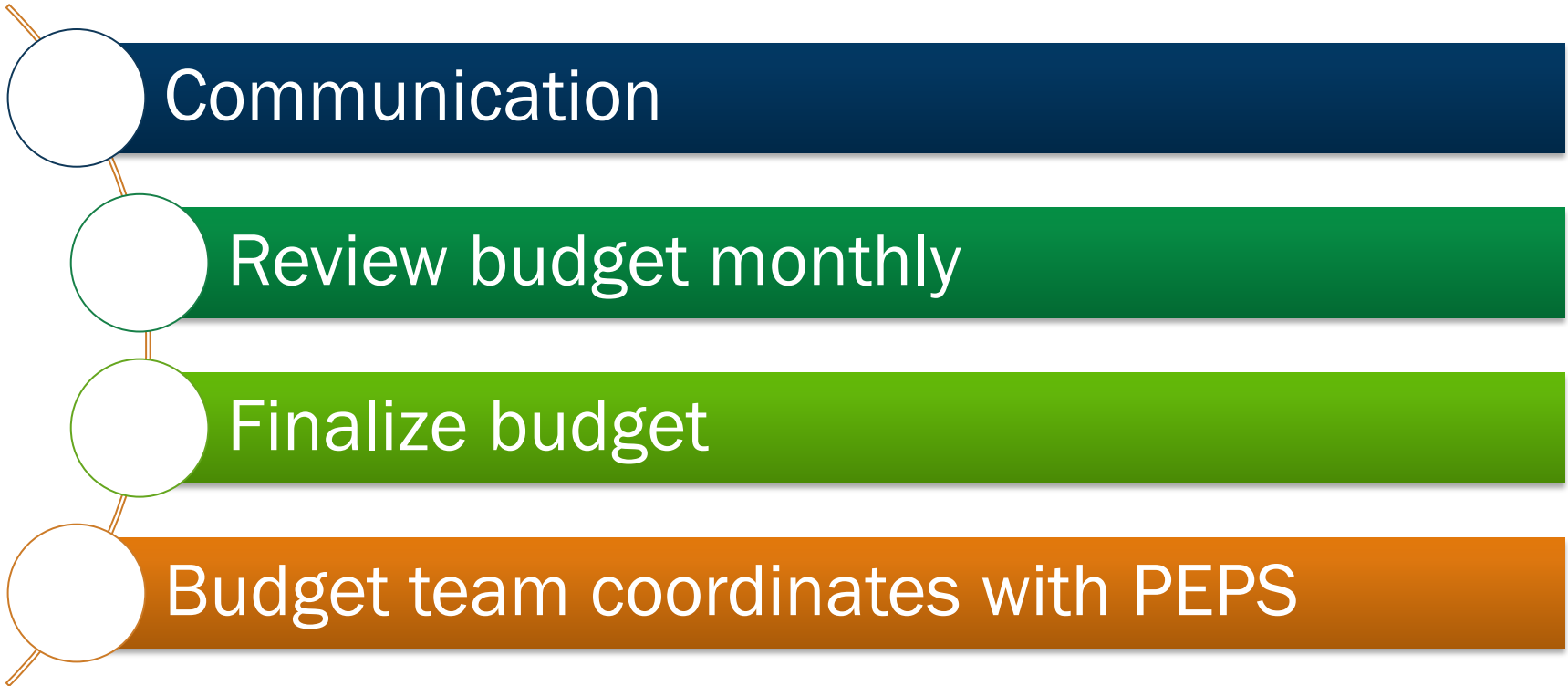


		FY 2023	FY 2024	FY 2025	FY 2026	FY 2027	FY 2028
District	District Needs by FY	10	8	8	8	8	5
PEPS	Existing Capacity	24	14	21	13	5	-3
	Anticipated Capacity from Procurements	0	15	0	0	0	0
	Beginning of FY Capacity	24	29	21	13	5	-3
	End of FY Capacity	14	21	13	5	-3	-8
All numbers are in million dollars.							

Communication

Between what I think,
What I want to say,
What I believe I say,
What I say,
What you want to hear,
What you believe to hear,
What you hear,
What you want to understand,
What you think you understand,
What you understand...
They are **ten** possibilities that we might have
some problem communicating.
But let's try anyway...

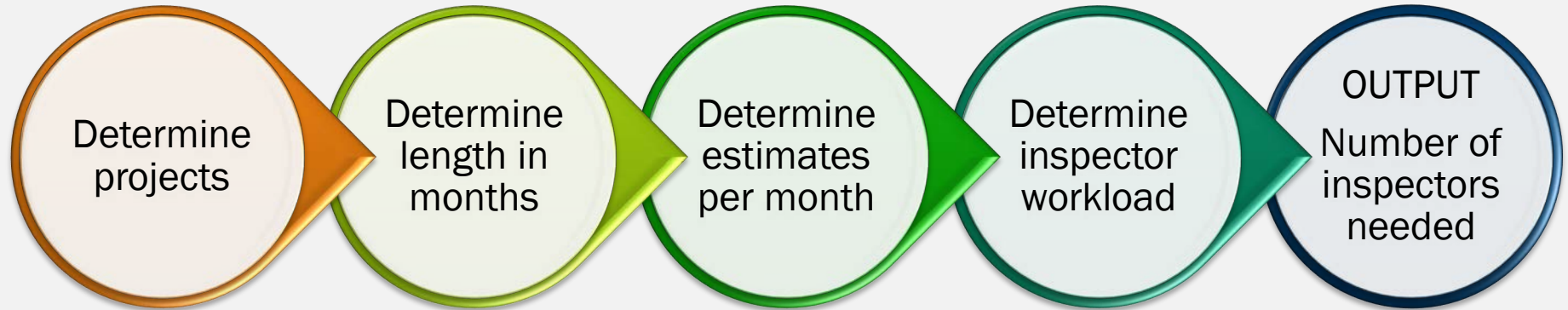
-Bernard Werber





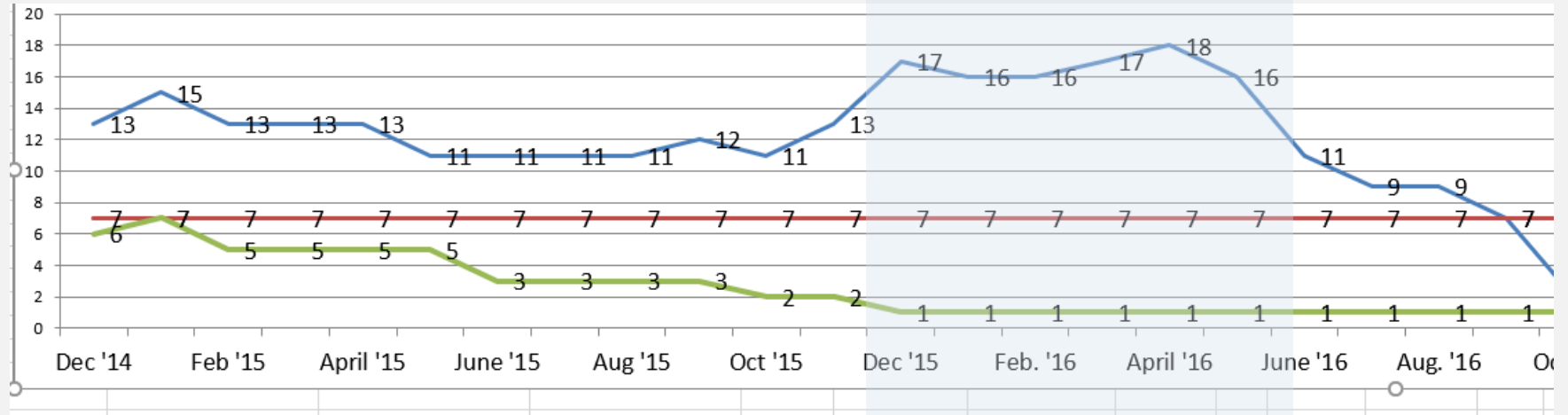
Review the 4-year plan

- What major projects are coming up?
- Engineer's estimate for Design/Construction
- Area Engineer's input
- Tools available to Districts
 - CEI Inspector Capacity Tool 2015
 - CEI Outsource vs In-house Decision Support Tool 2019



- 1 inspector can handle \$750k monthly estimate

CEI Inspector Capacity Tool 2015



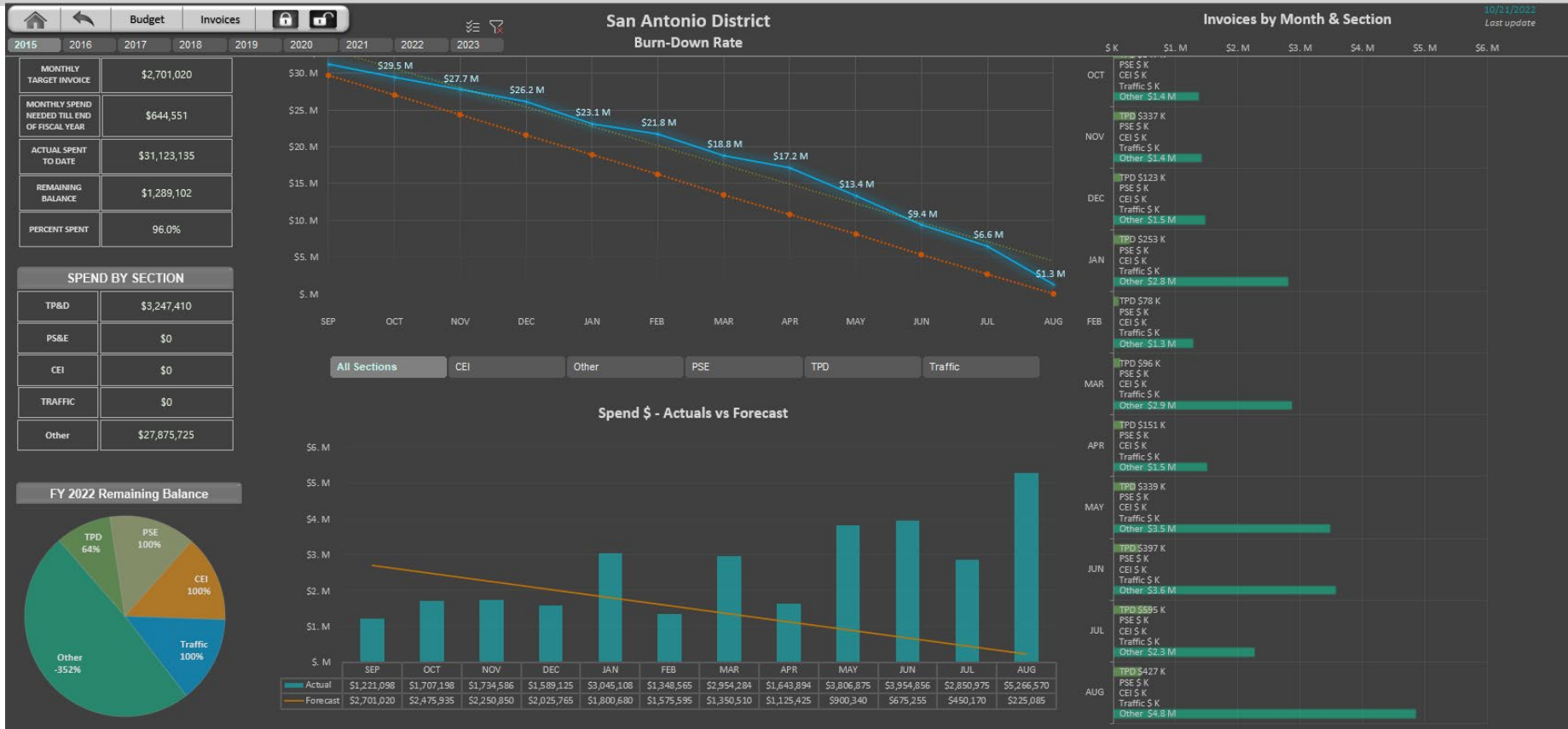




DCO Tableau

District Tracker

San Antonio District Consultant Budget Tracker





Letting	CSJ	Contract Time	Construct Cost
1/2023	1234-12-090	18 months	\$10M
2/2023	0521-20-300	18 months	\$5M
12/2023	0072-12-001	18 months	\$2M
1/2024	0915-12-040	12 months	\$1M
2/2024	0521-00-300	36 months	\$90M
4/2025	0072-12-000	18 months	\$20M
9/2025	0915-12-040	48 months	\$120M


Planning Timeline



2023
2024
2025

JAN FEB MAR APR MAY JUN JUL AUG SEP OCT NOV DEC JAN FEB MAR APR MAY JUN JUL AUG SEP OCT NOV DEC

Negotiate
Letting



Types of Consultant Contracts



Survey

PS&E

Schematic /
Environmental

Utility Engineering

Construction
Engineering
Inspection

Comprehensive
Engineering
Consulting

Materials
Engineering

General
Engineering
Consultant

Bridge Design

Traffic Engineering

Geotechnical

Hydraulics &
Hydrology

CEI Contract Capacity



Months to Issue Wrk

6-12 months

Last Day to Issue Work	Cntrct Term Dt	Cntrct Totl Amt	Fund Source			
06/10/2023	5/31/2024	\$7,000,000	F			8
06/24/2023	5/31/2024	\$7,000,000	F			8
07/20/2023	5/31/2024	\$7,000,000	F	Overall Remaining Capacity: approximately \$24,000,000		9
07/20/2023	5/31/2024	\$7,000,000	F			9
07/20/2023	5/31/2024	\$7,000,000	F			9
07/20/2023	5/31/2024	\$7,000,000	F			9
07/20/2023	5/31/2024	\$7,000,000	F			9
07/27/2023	5/31/2024	\$7,000,000	F			9
07/27/2023	5/31/2024	\$7,000,000	F			9
07/27/2023	5/31/2024	\$7,000,000	F			9
				Capacity Percentage	Capacity Amount	Months to Issue Work

The Balancing Act



		FY 2023	FY 2024	FY 2025	FY 2026	FY 2027	FY 2028
District	District Needs by FY	10	8	8	8	8	5
PEPS	Existing Capacity	24	14	21	13	5	17
	Anticipated Capacity from Procurements	0	15	0	0	20	0
	Beginning of FY Capacity	24	29	21	13	25	17
	End of FY Capacity	14	21	13	5	17	12
	All numbers are in million dollars.						



Effective teamwork begins
and ends with communication.

Mike Krzyzewski

“ quotefancy



Contact Information

Martha Juch, P.E., CFM

PEPS Portfolio Project Manager



Martha.Juch@txdot.gov



512-416-2263

Clara Carbajal-Sanchez, P.E.

San Antonio Service Center Director



Clara.CarbajalSanchez@txdot.gov



210-209-7885

Lea Jacobson, P.E.

San Antonio Director of Construction



Lea.Jacobson@txdot.gov



210-232-0783